







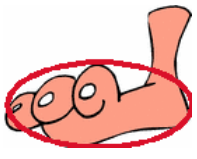


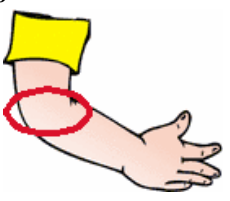




CROSSWORD PUZZLE – Body



DOWN	
1  A - - - -	2  L - -
4  S - - - - -	6  T - - - -
8  K - - -	11  W - - - -

ACROSS			
3  F - - - - -	5  F - - -	7  N - - -	9  H - - -
10  E - - - -	12  A - -	13  T - - -	